

How Does Intentionality of Encoding Affect Memory for Episodic Information?

Michael Craig^{1,2}, Karla Butterworth², Jonna Nilsson^{2,3}, Colin J Hamilton⁴, Peter Gallagher², Tom V Smulders²

¹ Department of Psychology, School of Life Sciences, Heriot-Watt University, Edinburgh, EH14 4AS, United Kingdom; ² Institute of Neuroscience, Newcastle University, The Henry Wellcome Building for Neuroecology, Framlington Place, Newcastle upon Tyne, NE2 4HH, United Kingdom; ³ Aging Research Center, Karolinska Institutet, Stockholm, SE-113 30, Sweden; ⁴ Department of Psychology, Northumbria University, Northumberland Building, Northumberland Road, Newcastle upon Tyne, NE1 8ST, United Kingdom

Correspondence concerning this article should be addressed to Dr Tom Smulders: Tel.: +44 (0) 191 208 5790; Fax: +44 (0) 191 208 5227; E-mail: tom.smulders@ncl.ac.uk

Abstract

Episodic memory enables the detailed and vivid recall of past events, including target and wider contextual information. In this paper, we investigated whether/how encoding intentionality affects the retention of target and contextual episodic information from a novel experience. Healthy adults performed (i) a *What-Where-When* (WWW) episodic memory task involving the hiding and delayed recall of a number of items (*what*) in different locations (*where*) in temporally distinct sessions (*when*), and (ii) unexpected tests probing memory for wider contextual information from the WWW task. Critically, some participants were informed that memory for WWW information would be subsequently probed (intentional group), while this came as a surprise for others (incidental group). The probing of contextual information came as a surprise for *all* participants. Participants also performed several measures of episodic and non-episodic cognition from which common episodic and non-episodic factors were extracted. Memory for target (WWW) and contextual information was superior in the intentional group compared to the incidental group. Memory for target and contextual information was *unrelated* to factors of non-episodic cognition, irrespective of encoding intentionality. In addition, memory for target information was *unrelated* to factors of episodic cognition. However, memory for wider contextual information was *related* to some factors of episodic cognition, and these relationships differed between the intentional and incidental groups. Our results lead us to propose the hypothesis that intentional encoding of episodic information increases the coherence of the representation of the context in which the episode took place. This hypothesis remains to be tested.

Key words: episodic memory, What-Where-When memory, long-term memory, intentional encoding, incidental encoding

Introduction

Many everyday activities critically depend on our ability to vividly recall experiences from the past. This is a core function of the episodic memory system (Tulving 1972), which enables the recall of specific past events *and* wider contextual information, i.e. *what* happened, and *where* and *when* did it occur (Tulving 1985). Importantly, it is possible to recall past events at a later point in time, despite (i) incidentally encoding the initial event (Holland and Smulders 2011; Neill et al. 1990; Zentall et al. 2008), and (ii) subsequent retrieval often being unexpected, e.g. cued by sensory impressions (Berntsen et al. 2013). In order to support such retrieval, the episodic memory system recruits a number of underlying cognitive functions, including verbal, visual and spatial memory functions, as well as internal imagery and the mental manipulation of space (Plancher et al. 2010; Grady et al. 1998; Eichenbaum 2004; Schacter et al. 2007; Addis et al. 2009; Pause et al. 2013; Meulenbroek et al. 2004). Together, these functions provide the complex framework for the detailed recall and vivid re-experiencing of the past, enabling the retrieval of both target and wider contextual information.

The episodic memory system has been implicated in the performance of a number of different memory measures, from the ‘gold standard’ retention of new verbal information, e.g. a list of words (e.g. Pause et al. 2013; Gavett and Horwitz 2012), to tests of visual memory, mental imagery, and spatial memory/navigation (Plancher et al. 2012; Burgess et al. 2002; Pengas et al. 2010; Hassabis et al. 2007; Schacter et al. 2012). Many of these tests are considered to be robust and reliable measures of episodic memory ability (Plancher et al. 2008, 2012), with the assumption that similar underlying functions are recruited during the performance of each measure. If so, performance of these measures would be expected to correlate strongly. However, a growing body of research reveals difficulty in establishing such inter-task relationships, suggested to be the result of different ‘putative’ episodic memory tests relying on the recruitment of different underlying cognitive functions (e.g. Cheke and Clayton 2013; Holland and Smulders 2011; Pause et al. 2013; Cheke and Clayton 2015). Furthermore, it remains poorly understood whether the specific cognitive function(s) recruited during the performance of such ‘putative’ tests accurately represent those recruited in every-day episodic memory use.

Pause et al. (2013) proposed that for an episodic memory test to be ecologically valid, it must: (i) be conducted in a laboratory environment, (ii) not include explicit instructions to memorise to-be-

retained information, (iii) include a state of emotional valence, (iv) be a one-trial learning event, (v) include the retention of what, where and when information, (vi) include an unexpected delayed memory test, and (vii) include a retention interval between learning and test of at least 60 minutes to allow for memory consolidation processes to occur. Interestingly, many of the aforementioned ‘putative’ episodic memory measures fail to meet some/most of these criteria. Some other tests, including autobiographical memory measures, do fulfil the criteria, but such measures provide challenges in the verification of the accuracy of recalled memories. However, one task that fulfils Pause et al.’s (2013) criteria, and provides directly measurable outcomes where accuracy can be reliably verified, is the recently developed What-Where-When (*WWW*) memory task.

Based on naturalistic studies investigating episodic-like memory in non-human animals (Clayton and Dickinson 1998; Inostroza et al. 2013; Babb and Crystal 2005; Zinkivskay et al. 2009), the human analogue of the *WWW* memory task examines the long-term retention of item-location-session (*what-where-when*) information pertaining to a recent experience (Holland and Smulders 2011; Mazurek et al. 2015). Using a version of the human *WWW* task, Holland and Smulders (2011) found that manipulating the intentionality of encoding (intentional vs. incidental) during the initial experience enhanced delayed memory of target *WWW* and wider contextual episodic information. However, it remained unclear (i) exactly how encoding intentionality affected memory for target and contextual information and (ii) whether encoding intentionality affected the underlying cognitive functions recruited when recalling such information. Thus, we report a new study that expands on the findings of Holland and Smulders (2011) by examining whether memory for target and contextual information from the ecological *WWW* task relates to common factors of cognition extracted from a set of standard measures of episodic and non-episodic cognition, and whether intentionality of encoding affects these relationships.

Forty-nine adults performed (i) a *What-Where-When* (*WWW*) episodic memory task involving the hiding and delayed recall of a number of items (2 types of coins; *what*) in different locations (*where*) on temporally distinct occasions (*when*), and (ii) unexpected tests probing memory for contextual information from the *WWW* task (Unexpected Context Questions – UCQs; Words in the Room – WintR). Critically, some participants were informed that memory for *WWW* information would be

subsequently probed (intentional group), while this came as a surprise for others (incidental group). The probing of contextual information came as a surprise for *all* participants. Participants also performed several standard measures of episodic and non-episodic cognition, from which common factors were extracted via Principal Component Analyses. We examined how these factors relate to the retention of target (*WWW*) and contextual (UCQs, WintR) information and how intentionality of encoding affects such relationships. We predicted that (i) intentional encoding would result in superior retention of target and contextual information, (ii) if the *WWW* task, UCQs and WintR measures probe episodic memory functions, relationships would be observed between these measures and the factors derived from the standard episodic tests, but not the non-episodic tests, and (iii) if intentionality of encoding affects the retention of target and contextual episodic information by modulating episodic memory functions, different relationships would be observed between factors of episodic cognition and memory measures (*WWW*, UCQs and WintR tests) in the intentional and incidental groups.

Results

Effect of intentionality of encoding on the retention of target and contextual information

We first examined whether intentionality of encoding affected the retention of target item-location-session (*WWW*) and contextual information (UCQs, WintR recall and WintR recognition, see Methods for test details) from the *WWW* experience. A repeated measures ANOVA revealed a significant main effect of encoding group (intentional vs. incidental) on performance across the *WWW* test, UCQs, WintR recall and WintR recognition measures (all expressed as Arcsin Square Root transformed proportion correct answers; $F_{(1,47)} = 44.806$, $P < 0.001$, $\eta^2 = .488$), due to participants in the intentional group demonstrating superior retention to those in the incidental group (all measures: $P < .05$; see Figure 1). A significant main effect of memory measure was also observed ($F_{(3,141)} = 396.461$, $P < 0.001$, $\eta^2 = .894$), due to significant differences in performance between all four (*WWW*, UCQs, WintR recall and WintR recognition) measures (all pairwise comparisons: $P < .001$). There was no significant interaction between memory measure and encoding group ($F_{(3,141)} = 3.062$, $P < 0.053$, $\eta^2 = .061$), suggesting that the effect of intentionality was similar across all memory measures.

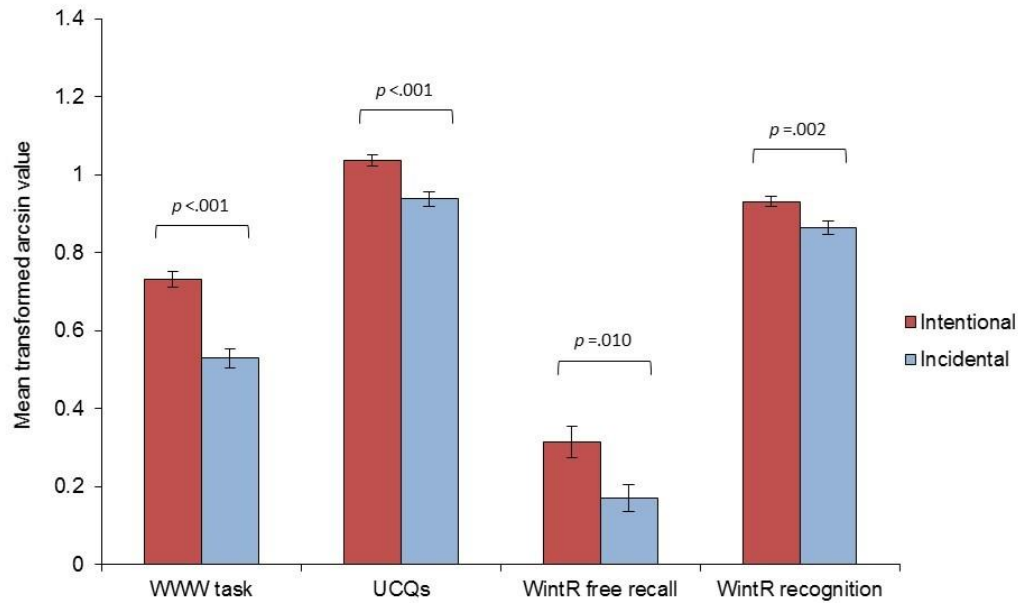


Figure 1. Mean arcsine square root transformed values for the intentional and incidental groups in the WWW task, UCQs, WintR recall and WintR recognition tests. Error bars show the standard error of the mean. Participants in the intentional group performed significantly better across all measures (all $P < .05$).

Post-experimental reports

In order to examine whether participants used an episodic-like method of recall when retrieving target WWW information, participants were post-experimentally asked to give a detailed account of how they recalled WWW information. The majority of participants reported using an episodic-like means of recall (43/49 participants, 87.75%), which did not differ between groups (intentional: 21/25 participants, 84.00%; incidental: 22/24 participants, 91.67%; $\chi^2 = 0.067$, $P = .413$). In-depth post-hoc examination of participants' episodic-like responses revealed two common themes, solving the WWW task via: (i) mentally re-experiencing the WWW experience, e.g. "I recalled and visualised the pattern of my movements and could remember placing coins in certain locations around the room" (participant 37 – intentional group), or (ii) recalling/recognising objects within the WWW environment which led to the retrieval of specific memories for WWW information, e.g. "Some objects stood out and felt familiar,

leading to the recall of memory for the coin and time of hiding” (participant 32 – incidental group). In the intentional group, 15/21 participants (71.43%) reported mentally re-experiencing the WWW experience, while the remaining 6/21 participants (28.57%) reported recalling/recognising objects from the WWW environment. In the incidental group, 12/22 (54.55%) reported mentally re-experiencing the WWW experience, while the remaining 10/22 participants (45.45%) reported recalling/recognising objects from the WWW environment. This did not differ significantly between the two groups ($\chi^2 = 1.311, P = .252$). In sum, participants’ post-experimental reports suggest that an episodic-like method of recall was used in both groups when retrieving WWW task information.

Inter-task relationships among target and context memory measures

In order to examine whether performances in the WWW task, UCQs, WintR recall and WintR recognition measures were related to one another, we conducted a series of Pearson correlation analyses for the intentional and incidental groups (see Table 1). For the intentional group, a significant positive correlation was found between performance in the WintR recall test and UCQs. For the incidental group, a significant positive correlation was observed between performance in the WWW task and UCQs. In the incidental group, a significant correlation was also observed between the WintR recall and WintR recognition tests. No other significant correlations were observed (see Table 1). Thus, only for participants who encoded the material incidentally was there an association between memory for item-location-session information and memory for contextual information. Given the exploratory nature of these analyses, no corrections were made for multiple testing.

Table 1. Correlations between performances in the WWW task, UCQs, WintR recall and WintR recognition measures. Pearson correlation coefficients (r) and significance (P) values are shown. Correlations that reached significance ($P < .05$) are shown in bold.

	WWW - UCQs	WWW - WintR recall	WWW - WintR recog	UCQs - WintR recall	UCQs - WintR recog	WintR recall - WintR recog
Intentional	$r = -.039,$ $P = .855$	$r = .307,$ $P = .135$	$r = .038,$ $P = .858$	$r = .585,$ $P = .002$	$r = .240,$ $P = .858$	$r = -.012,$ $P = .955$
Incidental	$r = .519,$ $P = .009$	$r = .155,$ $P = .469$	$r = -.141,$ $P = .510$	$r = .078,$ $P = .719$	$r = -.096,$ $P = .654$	$r = .423,$ $P = .039$

To explore whether Pearson correlations differed between groups, we transformed all Pearson correlation (r) values via a Fisher r -to- z transformation to normalise the data. There was a significant effect of encoding condition on the *WWW* task-UCQs correlation ($z = -2.01$, $P = .044$), where a significant positive correlation was observed in the incidental group, and no correlation was observed in the intentional group (see Table 1). No other significant between-group differences were observed (all $P > .05$).

PCA analysis of the episodic cognitive measures

All participants completed a broader battery of neuropsychological tests, with a focus on measures that tap into functions in common with episodic memory tests. These measures included a Verbal (wordlist) memory test, Visual imagery test, Mental Rotation Task (MRT), Northumberland Gallery Task (a test of egocentric and allocentric spatial memory), and an Object Location Memory test comprising a number of sub-measures: Object Memory (OM), Object Location Binding (OLB), Positional Object Memory (POM), and Combined Object Memory (COM) (see Methods for full test details). Given (i) that it was our aim to examine whether/how memory for target (*WWW*) and wider contextual information related to episodic (and non-episodic) cognitive functions and (ii) performance in putative episodic memory tasks may depend on a number of different underlying cognitive functions, we conducted a Principal Component Analysis (PCA) to reduce the data from the nine measures of episodic cognition to a smaller number of variables that should represent specific cognitive functions underlying episodic memory. An oblique Promax rotation was used, which is the recommended method when inter-component correlations are likely (Abdi 2003; Brown 2009; Costello and Osborne 2005). Unlike the *WWW* task and measures of contextual information, there was no experimental manipulation of encoding condition (i.e. intentional vs. incidental) in these standardised measures. Data for all measures was in the same direction (or converted so that this was the case), where higher scores represented superior performance. An examination of the Kaiser-Meyer Olkin measure of sampling adequacy suggested that the sample was factorable ($KMO = .541$, $P = .001$). Table 2 shows the Rotated Component Matrix.

Table 2. Rotated component loadings for 9 episodic test measures: Positional Object Memory (POM), Combined Object Memory (COM), Visual imagery task, Object Memory (OM), Mental Rotation Test (MRT), Object Location Binding (OLB), Northumberland Gallery Task - Egocentric trials (NGTe), Northumberland Gallery Task - Allocentric trials (NGTa), Verbal memory test. A scree plot yielded a four-factor solution. Loadings > .40 are shown in bold.

Component	1	2	3	4
POM	.866	.272	-.177	.086
COM	.691	.583	.062	.293
Visual imagery	.222	.819	.166	.078
OM	.209	.753	-.254	-.252
MRT	-.067	.036	.821	-.039
OLB	.562	-.112	.481	-.042
NGTe	.085	.014	-.130	.708
NGTa	.045	-.134	.618	.654
Verbal memory	.562	.228	-.114	-.515
Eigenvalues	2.262	1.524	1.237	1.104
Percentage of total variance	25.137	16.931	13.750	12.267
Number of test measures	4	3	3	3

Four items loaded onto Factor 1. Table 2 indicates that what these four items may have in common is the verbal memorisation of presented information (Verbal memory and POM, COM and OLB; the latter three do not require the memorisation of verbal information, but verbal strategies are very likely to be used), so Factor 1 was labelled as “*verbal memorisation*”. A second factor contained three items, which have internal imagery of objects in common (Visual imagery, OM, and COM), so Factor 2 was labelled as “*internal imagery*”. The third factor also contained three items. These had the ability to mentally manipulate space in common (MRT, OLB, and NGTa), so Factor 3 was labelled as “*mental manipulation of space*”. Finally, the fourth factor contained two items which have visual-spatial memory in common (NGTe and NGTa), so Factor 4 was labelled as “*visual-spatial memory*”. Verbal memory was found to load negatively on to Factor 4.

Predicting memory for target and contextual information from the episodic cognition factors

In order to examine (i) whether memory for target *WWW* and wider contextual information were related to the factors of episodic cognition derived from our PCA, and (ii) whether intentionality of encoding affected these relationships, we conducted a series of univariate ANCOVAs in which the *WWW* task, UCQs, WintR recall and WintR recognition measures were individually used as the dependent variable; condition (i.e. intentional vs. intentional encoding) was used as a fixed factor, and the four episodic-

like PCA factors were used as covariates. Models included interactions between group and each episodic-like PCA factor. A model-simplification approach (Crawley 2014) was adopted where the most non-significant interaction was removed. If the model did not produce any significant findings, the main effect associated with the excluded interaction was also removed from the model. The most non-significant remaining interaction was then excluded, followed by its associated main effect. This process continued in a stepwise manner until significant findings were observed or all main effects and interactions were excluded from the model. This was done in order to examine whether, and to what degree, the factors of episodic cognition could account for the variance related to intentionality of encoding in the *WWW* task and related measures.

For the *WWW* task, following the removal of the most non-significant interaction (group**verbal memorisation*, $P = .623$) and its corresponding main effect covariate (*verbal memorisation*, $P = .918$), the main effect of group remained ($F_{(1,40)} = 7.187$, $P < .001$, $\eta^2 = .557$). No significant main effects of the remaining three factors of episodic cognition were observed (all $P > .204$), nor were there any significant interactions (all $P > .05$). Therefore, none of the four episodic factors predicted performance in our target memory task, for either group.

For the UCQs, following the removal of the most non-significant interaction (group**verbal memorisation*, $P = .647$) and its corresponding main effect covariate (*verbal memorisation*, $P = .666$), the main effect of group remained ($F_{(1,40)} = 14.538$, $P < .001$, $\eta^2 = .267$). No significant main effects of the remaining three factors of episodic cognition were found (all $P > .212$). However, significant interactions were observed between (i) group and *mental manipulation of space* ($F_{(1,40)} = 4.477$, $P = .041$, $\eta^2 = .101$), and (ii) group and *visual-spatial memory* ($F_{(1,40)} = 5.119$, $P = .029$, $\eta^2 = .113$). No significant interaction was observed between group and *internal imagery* ($F_{(1,40)} = 2.201$, $P = .146$, $\eta^2 = .052$). Post-hoc Pearson correlation analyses were conducted in order to investigate the basis of the significant interactions between (i) group and *mental manipulation of space* and (ii) group and *visual-spatial memory*. These analyses revealed a significant positive relationship between performance in the UCQs and factor *mental manipulation of space* in the intentional group ($r = .440$, $P = .031$, see Figure 2), but not the incidental group ($r = .023$, $P = .915$). There was no significant correlation between performance in the UCQs and *visual-spatial memory* in the intentional ($r = -.153$, $P = .476$) or incidental

($r = .358$, $P = .086$) groups, but the significant interaction between *visual-spatial memory* and group can be accounted for by data for the two groups trending in different directions, as shown in Figure 2.

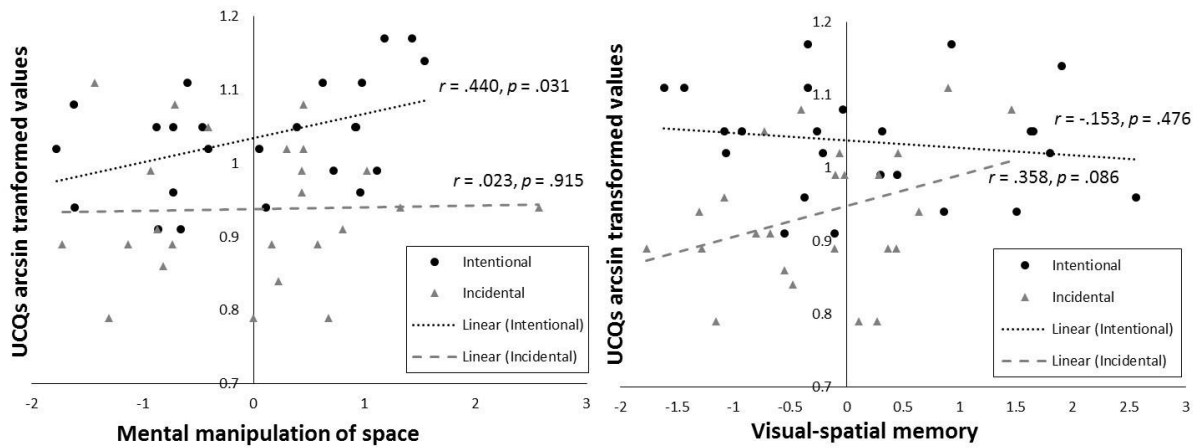


Figure 2. Interaction plots for UCQs test. Left: Scatterplot showing data trends that accounted for the significant interaction between group and *mental manipulation of space*. A significant correlation was observed in the intentional group. No significant correlation was observed in the incidental group. **Right:** Scatterplot showing data trending in different directions in the intentional and incidental groups, which accounted for the significant interaction between group and *visual-spatial memory*. Pearson correlation coefficients (r) and significance (P) values are shown.

For the WintR recall test, following the removal of the most non-significant interaction (group**visual-spatial memory*, $p = .959$), the main effect of group remained ($F_{(1,40)} = 4.943$, $P = .032$, $\eta^2 = .110$). A significant main effect of *visual-spatial memory* was also observed ($F_{(1,39)} = 4.793$, $p = .035$, $\eta^2 = .109$). To investigate this significant main effect further we conducted a Pearson's correlation analysis between WintR recall test performance and factor *visual-spatial memory*, which revealed a significant positive correlation across both groups ($r = .323$, $P = .025$; see Figure 3 for correlations for individual groups). In addition, a significant interaction between *verbal memorisation* and group was observed ($F_{(1,39)} = 5.260$, $p = .027$, $\eta^2 = .119$). Pearson correlation analyses for each group revealed that the trends of the data were in opposite directions (see Figure 3), where a positive

trend was found in the intentional group ($r = .215, p = .314$) and a negative trend in the incidental group ($r = -.301, p = .153$).

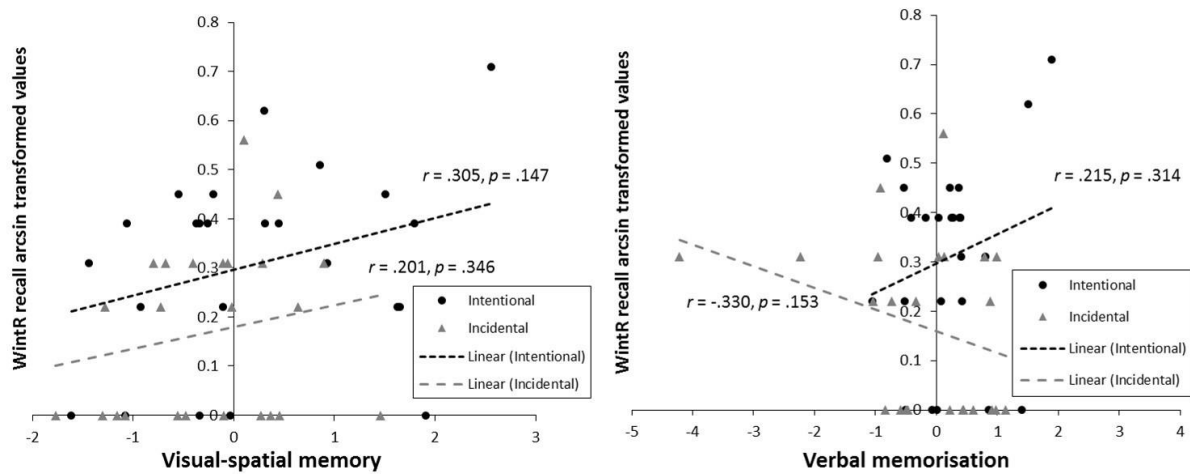


Figure 3. Interaction plots for WintR recall test. Left: Scatterplot showing positive correlations between performances in the WintR recall test and *visual-spatial memory* in both groups (i.e., significant main effect, no significant encoding group*factor interaction). **Right:** Scatterplot showing data trending in different directions in the intentional and incidental groups, which accounted for the significant interaction between group and *verbal memorisation*. Pearson correlation coefficients (r) and significance (P) values are shown.

For the WintR recognition measure, no significant main effects of the four factors of episodic cognition (all $P > .198$) or significant interactions between any of the episodic factors and group (all $P > .147$) were observed. Moreover, the removal of the most non-significant interactions in a stepwise fashion did not result in any significant interactions or main effects.

PCA analysis of the non-episodic cognitive measures

Similar to our investigation of whether memory for target *WWW* and contextual information was related to factors of episodic cognition, participants performed a number of non-episodic cognitive tests. These included: CANTAB Spatial span test, Newcastle Spatial Working Memory (NSWM) test, Visual

Patterns Test (VPT), Verbal Fluency (FAS) test, Forward digit span, and Reverse digit span (see Methods section for full test details). To reduce the data from these non-episodic memory measures to a smaller number of variables, we again conducted a PCA with an oblique Promax rotation. Data for all measures was in the same direction (or converted so that this was the case), where higher scores reflected superior performance. Like for the episodic cognition tests (and unlike the *WWW* task), there was no between-group manipulation of encoding (i.e. intentional vs. incidental) in these tests. An examination of the Kaiser-Meyer-Olkin measure of sampling adequacy suggested that the sample was factorable ($KMO = .646, P < .001$). Table 3 shows the Rotated Component Matrix.

Table 3. Rotated component loadings for 7 non-episodic test measures: CANTAB Spatial span test, Newcastle Spatial Working Memory Test – between errors (NSWM between error), Newcastle Spatial Working Memory Test – within errors (NSWM within error), Visual Patterns Test (VPT), Verbal Fluency Test, Forward digit span, Reverse digit span. A scree plot yielded a two-factor solution. Loadings $> .40$ are shown in bold.

Component	1	2
CANTAB Spatial span	.840	.109
NSWM between error	.789	.109
NSWM within error	.671	.228
VPT	.687	.242
Verbal Fluency	.372	.508
Forward digit span	.034	.837
Reverse digit span	-.209	.903
Eigenvalues	2.460	1.940
Percentage of total variance	36.222	62.049
Number of test measures	4	3

Four items loaded onto Factor 1. Table 3 indicates that these items related to visual-spatial working memory (CANTAB Spatial span, NSWM between errors, NSWM within errors and VPT), so Factor 1 was labelled as “visual-spatial working memory”. Three items load onto a second factor relating to the verbal working memory (verbal fluency, forward and backward digit span), so Factor 2 was labelled as “verbal working memory”.

Predicting target and context information from the non-episodic cognition factors

Univariate ANCOVAs were performed in which the *WWW* task, UCQs, WintR recall and WintR recognition measures were used as the dependent variable; group was used as a fixed factor, and the

two non-episodic PCA factors as covariates. Similar to the factors derived from experimental tests of episodic memory functions, a model-simplification approach (Crawley 2014) was adopted (see earlier section). For the *WWW* task, UCQs, WintR recall and WintR recognition measures, no significant main effects of the two non-episodic factors (all $P > .242$), nor interactions between the factors and group (all $P > .128$), were observed. These results did not change following model simplification.

Discussion

In this study we probed the effects of encoding intentionality on the long-term retention of target (i.e. item-location-session information, as tested via the *WWW* task) and wider contextual information (i.e. memory for environmental stimuli, as tested via the UCQs and WintR recall and WintR recognition tests). Critically, some participants were informed that memory for target information would be probed subsequently (intentional group), while this came as a surprise for others (incidental group). The probing of contextual information came as a surprise for all participants. Participants also performed several standard measures of episodic/non-episodic cognition from which common episodic and non-episodic factors were extracted. We subsequently examined (i) whether/how these factors of episodic and non-episodic cognition related to memory for target and contextual information and (ii) whether intentionality of encoding modulated such relationships. Intentional encoding resulted in superior retention of target *and* contextual information. No relationships were found between memory measures and factors derived from standard non-episodic memory measures. However, memory for contextual, but not target, information was related to factors derived from standard episodic memory measures. Importantly, these relationships differed between the intentional and incidental encoding groups. We discuss each of these findings in turn.

Cognitive basis of superior retention in the intentional group

Participants' post-experimental reports suggested that the majority of participants (in both encoding groups) used an episodic-like means of recall (e.g. mentally re-experiencing the *WWW* experience) when retrieving target *WWW* information. This resonates with (i) previous research suggesting an

important role of episodic memory in *WWW* memory tasks (Easton et al. 2012; Cheke and Clayton 2013; Holland and Smulders 2011; Cheke and Clayton 2015), and (ii) Pause et al.'s (2013) criteria for an ecologically valid episodic memory task, which our *WWW* task fulfils (see Introduction). Therefore, it is likely that the memory benefit of intentional encoding was due to the promotion of functions associated with the episodic memory system, though we acknowledge we cannot rule out the promotion of other cognitive functions that may have supported memory.

Given that our (intentional vs. incidental) encoding instructions came prior to the learning phase of the *WWW* task, it is most likely that it was the *encoding* of novel episodic (target and contextual) information which was directly affected. This resonates with previous work showing that intentionally encoding novel information supports subsequent remembering (Holland and Smulders 2011; Neill et al. 1990; Craik and Tulving 1975). Specifically how was encoding affected? Given that participants in the intentional group were aware that their memory would be probed at a delayed stage, it is possible that encoding was supported by verbal mnemonic strategies (e.g. active rehearsal of item-location-session information). However, this is unlikely as all participants performed articulatory suppression (Hanley 1997) (repetition of “the, the, the...”) during the encoding phase. We note that this does not eliminate the encoding and memorisation of verbal information *per se*, but rather, reduces the likelihood of verbal strategies. Indeed, given the multi-sensory nature of episodic memory, it is likely that a combination of auditory/verbal, visual, and spatial information was encoded during the *WWW* experience. A more plausible explanation is that, as a consequence of pre-experimental instructions, participants in the intentional group demonstrated a *general increase in perception/attention* during coin hiding. It is possible that such an increase in perception/attention supported the encoding of novel sensory information relating to task-relevant target (item-location) information *but also* wider contextual information (e.g. presence of environmental stimuli). Indeed, we found a similar memory benefit of intentional encoding across our measures of target (*WWW* task) and contextual (UCQs, WintR recall and WintR recognition tests) information, suggesting that this was the case.

Intentionality and relationships with episodic and non-episodic factors

In addition to the above, we aimed to explore specifically how encoding intentionality affected memory for target and contextual information by probing relationships between these measures and standard cognitive tests, which may uncover common underlying cognitive functions. Previous research demonstrates difficulty in establishing relationships between performances in different putative measures of episodic memory, possibly due to these different measures requiring the recruitment of different episodic (and possibly non-episodic) cognitive function(s) (Cheke and Clayton 2013; Holland and Smulders 2011; Cheke and Clayton 2015). Therefore, rather than attempting to establish direct relationships between measures of episodic memory and our memory measures, we extracted common factors of episodic and non-episodic cognition from a set of standard cognitive tests. We then examined (i) whether these factors related to the retention of target and contextual information, and (ii) whether intentionality of encoding affected these relationships.

As predicted, our results revealed that memory for target and contextual information was *not related* to the two non-episodic cognitive functions that we tested (visual-spatial and verbal working memory) (Tulving 1972; Baddeley 2014). We cannot rule out the involvement of *other* non-episodic cognitive functions, e.g. decision making and planning, which were not probed.

In addition to the two non-episodic factors, we extracted a total of four common factors of episodic cognition: (i) *verbal memorisation*, (ii) *internal imagery*, (iii) *mental manipulation of space*, and (iv) *visual-spatial memory*. The finding of multiple factors could indicate that the standard episodic memory tests performed by participants in our study involved at least four common underlying episodic cognitive functions, where each factor represents a specific episodic cognitive function. No relationships were found between memory for target (*WWW*) information and any of the factors of episodic cognition. However, relationships were observed between memory for contextual information (*UCQs* and *WintR* recall tests) and some of the factors of episodic cognition. Crucially, these relationships differed between the intentional and incidental groups, suggesting an effect of encoding intentionality (discussed shortly).

Why was memory for target *WWW* information not related to any of the factors of episodic cognition, yet memory for some contextual information was? Assuming that the factors of episodic

cognition each reflect specific cognitive functions, one possible explanation is that these factors simply did not reflect the cognitive functions recruited when performing the *WWW* task (e.g. Plancher et al. 2008; Cheke and Clayton 2013), but did reflect the functions recruited in the UCQs and WintR recall tests. It is also possible that the multi-component nature of the *WWW* task contributed to this null finding. Extracted factors of cognition were derived from direct measures of memory (e.g. total number of words recalled). However, performance in our *WWW* task was measured via the *combination* of correctly recalled item, location and session information, which will have induced more variability into the measure. Unlike the *WWW* task, our UCQs and WintR recall and recognition measures provided a more direct measure of memory for contextual episodic information (e.g. total number of WintR words recalled). This may account, at least somewhat, for the relationships between these measures and the factors of episodic cognition, but not for the *WWW* task.

Which factors of episodic cognition were related to memory for contextual information? Across both the intentional and incidental groups a significant positive correlation was observed between the WintR recall test (i.e. memory for contextual information – visually presented words – from the *WWW* environment) and factor *visual-spatial memory*. Given that factor *visual-spatial memory* was derived from measures requiring the free recall of visual-spatial information, the positive correlations between this factor and performance in the WintR recall test is likely to reflect the recruitment of similar visual-spatial memory functions in these free recall measures. Despite a significant correlation between the free recall and recognition of WintR stimuli in the incidental group, no effect of factor *visual-spatial memory* was observed on the *recognition* of WintR stimuli. This is likely to reflect recognition memory drawing on different cognitive functions to those reflected by this ‘free recall’ factor.

A significant positive correlation was also observed between the free recall of WintR stimuli – visually printed words – and factor *verbal memorisation* in the intentional group. This is likely to be the result of our pre-experimental encoding instructions. Participants in intentional group were informed that their memory for target *WWW* information would be probed later in the experiment. Participants in the incidental group were unaware that their memory would be probed subsequently. As discussed above, this manipulation is likely to have resulted in increased perception/attention which supported the encoding of target information *and* surrounding contextual information. It is possible that this resulted

in the reading and thus encoding of WintR stimuli. Indeed, as previously noted, articulatory suppression during the *WWW* encoding sessions would not necessarily eliminate the encoding of verbal information per se. No significant correlation was observed between *verbal memorisation* and the free recall of WintR stimuli for participants in the incidental group, who are unlikely to have attended, read, and thus encoded WintR stimuli verbally. Rather, this information was likely encoded as visual-spatial information, as reflected by the correlation between factor *visual-spatial memory* and WintR recall test performance, discussed above. We note that free recall and recognition memory for WintR stimuli was generally poor across groups, and that a number of participants performed at floor levels. Thus, a lack of test sensitivity may have, at least somewhat, masked the presence/strength of correlations between derived factors of cognition and the WintR recall and recognition tests.

A significant positive correlation was found between memory for the presence/absence of environmental stimuli, as probed via the UCQs contextual memory measure, and factor *mental manipulation of space* for the intentional, but not incidental group. This suggests that, in the intentional group, participants who were better able to mentally manipulate a spatial framework were better at recalling wider contextual information from the *WWW* task. Given that superior perception/attention for target and contextual information may have resulted in a deeper encoding and integration of novel information in the intentional group, we hypothesise that participants in this group formed a more unitary and accurate mental representation for the *WWW* experience. An integrative representation would provide a framework for the mental re-experiencing, manipulation, inspection and extraction of target and contextual information relating to the *WWW* experience. This could explain why participants in the intentional group demonstrated superior memory for contextual information and the relationship between participants' ability to mentally manipulate space and memory for contextual information. In contrast, we hypothesise that participants in the incidental group formed a less accurate and more fragmented representation of the *WWW* experience. Such a representation would be less conducive for the mental re-experiencing and manipulation of the initial experience, and thus general memory performance.

This mental representation hypothesis could be evaluated in future work by examining *relational memory* for the *WWW* experience. If intentional encoding supports the formation of an

accurate and unitary mental representation, not only should memory for specific information (e.g. objects, locations, or object-location combinations) be enhanced (as evidenced in the current study), but, relational memory (e.g. spatial relationships between objects within the environment that were never directly experienced together) should also be superior. This could be examined via a delayed memory test probing the accuracy of a ‘cognitive map’ (Tolman 1948), i.e. spatial relationships between objects in the environment, for the *WWW* experience. Indeed, such tests provide a robust and sensitive means of the accuracy of the spatial framework of a mental representation for a recently experienced (virtual) environment (Craig et al. 2016; Weisberg et al. 2014).

We note that despite finding a number of significant interactions between group and factors of episodic cognition, many individual correlations did not reach significance. Furthermore, no consistent patterns were observed across our different measures. While we cannot completely rule out the possibility that this can be accounted for, at least somewhat, by noise in our data, this variation may be the result of the complex nature of episodic memory. Individual differences in the cognitive functions recruited when retrieving episodic memories are also likely to have contributed, at least somewhat, towards this inconsistency. Indeed, it is often assumed that putative episodic memory tests are solved via a similar method across individuals, which may not be strictly true, especially for more complex ecological measures such as the *WWW* task.

Summary

Our results demonstrate that intentionally encoding a novel experience enhances the retention of target and wider contextual information. We found no relationships between memory for target and contextual information and factors of non-episodic cognition, irrespective of encoding condition. However, we did find relationships between some of our measures of memory for contextual information and factors of episodic cognition, and crucially, these relationships differed depending on whether this information was intentionally or incidentally encoded. Memory for contextual information was related to visual-spatial memory functions in both encoding groups, and to the mental manipulation of space and verbal memorisation of material only in the intentional encoding group. We propose that these relationships reflect the recruitment of differing underlying episodic cognitive functions and can

be explained by our intentionality manipulation. Specifically, we propose that intentional encoding led to superior perception/attention, which supported the encoding/formation of a more unitary and accurate mental representation of the initial experience. This will have supported subsequent mental re-experiencing, internal manipulation, and extraction of target and contextual information during delayed testing. In contrast, participants who incidentally encoded the initial experience will have formed a less accurate and more fragmented representation, hampering subsequent mental re-experiencing and general memory performance. This hypothesis to explain our results remains to be tested. Further characterisation of the effect of encoding intentionality in memory is therefore still required.

Materials and Methods

Ethics Statement

This research was approved by Newcastle University's Faculty of Medical Sciences Research Ethics Committee (Ref: 00414). All participants provided their informed consent in writing prior to participating.

Participants

Forty-nine healthy adults (mean age = 29.71, $SD = 12.45$) who were fluent in the English language were recruited as participants. Participants were assigned to one of two between-subjects *WWW* task groups: (i) incidental encoding ($N = 25$; 13 males, 12 females; $M = 27.3$ years, $SD = 1.92$), and (ii) intentional encoding ($N = 24$; 10 males, 14 females; $M = 32.3$ years, $SD = 2.99$). Participants were allocated to groups at the experimenter's discretion in order to balance groups for sex and age as best possible. Groups did not differ significantly in terms of age ($F_{(1,47)} = 1.992$, $P = .165$) or sex ($\chi^2 = 1.311$, $P = .252$).

Design

Participants performed a number of tests of episodic and non-episodic cognition. A between-subject design was adopted for the *WWW* task, UCQs and WintR tests with between-subjects factor intentionality of encoding (intentional vs. incidental groups). Performance of all other tasks was

identical for all participants, i.e. there was no between-subject manipulation of intentionality of encoding.

Procedure

Figure 4 provides an overview of the procedure. To avoid an excessive duration, the procedure was designed in such a way that cognitive tests were embedded within one another. The order of test performance was identical for all participants. Participants began by performing the first of two *WWW* task encoding sessions, followed by a visual-spatial memory task. A 2-hour break then followed during which the participant left the lab and was free to go about their daily activities. Following the break, participants performed the second of two *WWW* task encoding sessions, followed by a number of common episodic and non-episodic cognitive tests with a total duration of 2 hours. Finally, participants were asked to recall information pertaining to the earlier *WWW* task encoding sessions. All cognitive tests are detailed below.

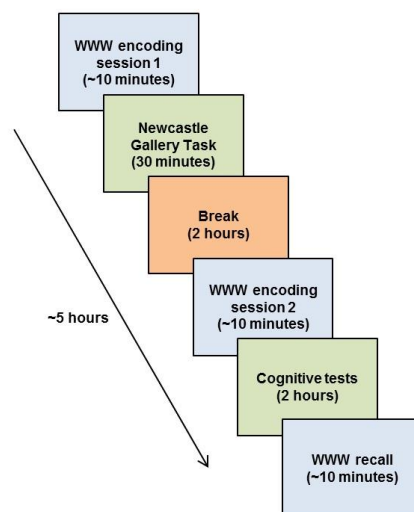


Figure 4. Procedure overview. Participants performed a number of different cognitive tests that examined episodic and non-episodic cognition. The *WWW* task spanned the overall procedure. Two *WWW* encoding sessions took place, separated by the performance of a visual-spatial long-term memory test (Newcastle Gallery Task), and a 2-hour break. The second *WWW* encoding session was followed by the performance of a number of common episodic and non-episodic memory tests lasting 2 hours. The recall of *WWW* information from both encoding sessions occurred at the end of the procedure. All participants performed tests in the same order with a total duration of ~ 5 hours.

What-Where-When (WWW) task

WWW task environment

The *WWW* task was performed in an unoccupied, cluttered office (4.6 metres x 3.9 metres) within the Institute of Neuroscience, Newcastle University. Figure 5 provides an illustration of this space and the arrangement of selected everyday items within the room.

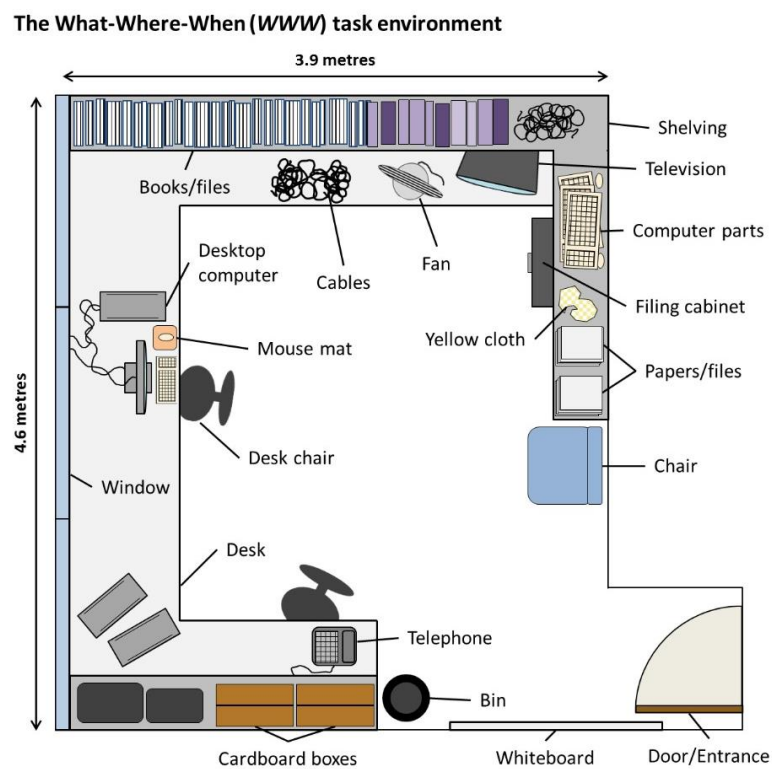


Figure 5. The What-Where-When (WWW) task environment. An illustration of the layout of the environment where the *WWW* task took place. The room was an unoccupied, cluttered office within the Institute of Neuroscience, Newcastle University. Over two encoding sessions, 16 coins (8 x 20p and 8 x 2p) were hidden in 16 pre-determined locations within the *WWW* task environment.

WWW task pre-experimental instructions (between-subject manipulation)

The critical between-subjects manipulation in the *WWW* task was the intentionality of encoding (intentional vs. incidental). This manipulation was implemented via the pre-experimental instructions given to the participant by the experimenter.

For the intentional group, the experimenter instructed participants that they would be required to hide several items within a cluttered office in two sessions. Importantly, they were also informed that later in the procedure they would be required to recall which item they had hidden (*what*), in which location (*where*). To ensure that participants in the intentional group were motivated, prior to encoding session one, they were instructed that they would receive a performance based reward for the subsequent recall of correct *WWW* information. Finally, participants in the intentional group were instructed that they would be required to repeat aloud “the, the the...” while hiding items around the cluttered room. This was a means of including articulatory suppression during encoding to reduce the likelihood of verbal coding and active rehearsal of *WWW* (item-location-session) information.

For the incidental group, the experimenter provided participants with a cover story that we were examining the possible effects that performing a motor task (coin hiding) has on the phonological loop (repetition of “the, the the...”). This cover story enabled the inclusion of articulatory suppression, as in the intentional group. Participants in the incidental group were not informed that they would perform a subsequent memory test for *WWW* (item-location-session) information, or that they would receive a performance based reward for the correct recall of this information.

WWW task encoding phase

Two *WWW* encoding sessions occurred during the procedure (see Figure 4). At the start of both encoding sessions, the experimenter handed the participant eight ‘to-be-hidden’ coins: four of high value (20 pence) and four of low value (2 pence). Participants in both groups were instructed that they would be required to hide the eight coins in eight different pre-determined locations around the room. Participants were notified of locations on a sequential basis by the experimenter who walked around the room silently pointing at each location where a coin should be hidden. Participants were free to choose the coin (from the selection in hand) to be hidden in each location. The locations used, and sequence of locations, was identical for all (incidental and intentional group) participants. In total, participants hid a total of 16 coins (8 x 2 pence and 8 x 20 pence), in 16 different, pre-determined locations, over two encoding sessions. This provided our critical measure, the retention of coin (*what*), location (*where*), session (*when*) information.

WWW task recall phase

The recall phase of the *WWW* task was identical for both encoding groups. All participants were returned to the *WWW* task environment and asked to recall *WWW* information, i.e. which coin type (*what*) they had hidden in which location (*where*), during which encoding session (*when*). All participants were instructed that they would receive a monetary performance-based reward of the cumulative value of the coin type (*what*) from the first five correctly recalled *WWW* combinations, e.g. if the first five correctly recalled *WWW* combinations all included a 20 pence coin as the *what* component, they would receive a total of £1. These instructions acted as a reminder for participants in the intentional group, whereas this was the first time the incidental group learned of this performance-based reward.

When participants were unable to recall any further *WWW* information, they were asked: “How did you recall the information of which coin you had hidden, in which location, and in which hiding session?” In asking this question we aimed to establish whether the participant used episodic-like recall to solve the *WWW* task. We classified participant responses as: (i) ‘remember’, i.e. they used episodic-like recall, or (ii) ‘know’, i.e. they did not use an episodic-like recall. The ‘know’ response was perceived as using semantic memory to solve the *WWW* task (Gardiner et al. 2006). If an unclear/ambiguous response was received, we further probed the participant, asking them whether they ‘remembered’ their earlier movements during the encoding sessions, or whether they simply ‘knew’ the type of coins hidden in different locations. Thus, a remember/know distinction was obtained for all participants. Participants’ descriptions that were initially categorised as being ‘episodic-like’ were further categorised on a post-hoc basis depending on the predominant strategy reported by the participant. The vast majority of these descriptions fell into two categories: (i) mentally reliving/re-experiencing the *WWW* experience, or (ii) using items within the environment as cues to recall information from the initial experience.

WWW task data was transformed into proportions via the following rules. For overall *WWW* task performance, the number of correctly recalled *WWW* combinations (i.e. when all coin - *what*, location - *where*, session - *when* components were correct) was divided by the total number of *WWW*

combinations i.e. 16 (e.g. $5 / 16 = .313$). To achieve a normal distribution, proportions were transformed to arcsine square root values for analyses.

Measures of contextual memory from the WWW experience

The WWW task environment provided opportunity to include further measures of incidental encoding and memory for contextual features, i.e. the presence/absence of objects in the WWW environment (see Figure 5 for examples of items in the environment). These measures comprised: (i) a set of unexpected context questions (UCQs) pertaining to contextual features of the WWW task environment during encoding sessions one and two, and (ii) a 'words in the room' (WintR) test which was also unexpected and examined memory for words placed in salient locations around the WWW task environment during encoding sessions one and two. Crucially, participants in neither encoding group were informed that their memory would be subsequently probed for this contextual information.

Unexpected Context Questions

Prior to performing the WWW task recall session, all participants were unexpectedly asked 20 questions regarding the context of the WWW task environment, e.g. "Earlier in the procedure, can you remember whether the window blinds were lowered in the first coin hiding session and/or the second coin hiding session?" Participants were required to provide two responses for each of the 20 questions: one response pertaining to the environmental context of WWW encoding session one, and a second response pertaining to the environmental context of WWW encoding session two. Therefore, 40 responses were collected in total (20 x encoding session one, 20 x encoding session two). There was an equal number of questions that were (i) true for both WWW encoding sessions, (ii) false for both WWW encoding sessions, (iii) true only for WWW encoding session one, and (iv) true only for WWW encoding session two. All questions probed contextual memory for information that was not essential to solving the WWW task, i.e. questions probed memory for objects that were not used as coin-hiding locations. The experimenter verbally presented all questions, with participants required to provide verbal responses, stating the WWW encoding sessions (one, two, both, neither) that they deemed the question to be true for. The total number of correct responses was divided by 40 (total number of questions) to provide a

proportion correct score. To achieve a normal distribution, these values were transformed to arcsine square root values for analyses.

Words in the Room

Similar to the UCQs, the Words in the Room (WintR) test came as a surprise. Two WintR test measures were used: (i) a free recall of WintR words, and (ii) a recognition test for WintR words. Twenty-eight words from the RAVLT (Geffen et al. 1990) word recall test were selected. Words were presented as large, bold black text on white A4 paper and were placed in various salient locations around the *WWW* task environment. As for the UCQs, none of these locations were used in the *WWW* task as coin-hiding locations. The 28 word stimuli were divided equally in to four groups: (i) 7 words were presented in *WWW* encoding session one only, (ii) 7 words presented in *WWW* encoding session two only, (iii) 7 words presented in *WWW* encoding session one and two, and (iv) 7 words not presented in either *WWW* encoding session one or two (foils). Following performance of the UCQs, participants were asked to freely recall as many of the WintR words that were presented during the two *WWW* encoding sessions. The proportion of correct words recalled was calculated and these values were transformed to arcsine square root values for analyses.

Participants also performed a recognition test for WintR stimuli. In this recognition test participants were presented the 28 WintR words (21 targets and 7 foils) in large, bold, black text on a white background on a computer screen, i.e. in a similar visual form as during the *WWW* task encoding sessions. Participants were required to verbally state the *WWW* encoding sessions that they believed each word was present in. Participants were asked to provide a response in the form of: (i) *WWW* encoding session one only, (ii) *WWW* encoding session two only, (iii) both *WWW* encoding sessions, or (iv) neither *WWW* encoding sessions. Responses were required to be correct for both encoding sessions to be scored as correct. For example, if a word appeared in session one only and the participant responded with “both sessions”, this would be scored as incorrect. In contrast, if the participant responded with “session one only”, this would be scored as correct. The total number of correct responses was divided by 28 (total number of words; 21 targets and 7 foils) to provide a proportion correct score. These values were transformed to arcsine square root values for analyses.

Other Cognitive Measures

In order to examine whether memory for target and contextual information from the *WWW* experience was related to performance in standard measures of episodic and non-episodic cognition, we selected a number of common episodic and non-episodic (working memory) cognitive measures. Measures of episodic memory functions included: visual-spatial memory (Burgess et al. 2002; Plancher et al. 2012), visual imagery (Szpunar et al. 2007; de Borst et al. 2012), and the internal manipulation of visual imagery (Perner et al. 2010; Rice and Rubin 2011). Measures of working memory functions included: verbal and visual-spatial working memory tests (Baddeley 2014).

Measures of Episodic Cognition

Wordlist learning. Participants were orally presented a pre-recorded list of thirty high-frequency nouns and immediately asked to recall them. The list comprised an equal number of positive, negative and neutral words (Pariante et al. 2012). Following a filled 30-minute delay, during which participants performed other, unrelated cognitive tests, participants were again asked to recall the word list. This provided us with both immediate and delayed recall measures. The number of words recalled during the delayed recall test was used for analysis as this reflected long-term (episodic) memory. For the free recall test, the total number of words recalled at the delayed word recall test performance was extracted.

Object Relocation task. In the Object Relocation task (Kessels et al. 1999), participants were presented five sub-tests on a touchscreen computer: Object Memory (OM), Visual Spatial Reconstruction (VSR), Positional Object Memory (POM), Object Location Binding (OLB) and Combined Object Memory (COM). Each sub-test (other than the VSR) comprised two trials: (i) immediate recall - where there was no delay between learning and test, and (ii) delayed recall - where there was a 3-minute retention delay (filled with other, unrelated cognitive tests, e.g. digit span, verbal fluency) between learning and test. As we were interested in the long-term retention of episodic information, delayed recall trials were used in subsequent analyses as working memory functions could

not account for memory retention due to the 3-minute retention delay being filled with other unrelated cognitive tasks, thus blocking the online maintenance of information (e.g. active verbal rehearsal).

In the OM subtest, participants were required to remember 10 different everyday items (e.g. telephone, car) that were presented onscreen for 20 seconds. During test, participants were presented the 10 objects that were presented during learning, alongside 10 never-experienced objects. Using the touchscreen computer, participants were required to select the 10 objects that had been earlier presented. The percentage of incorrectly identified items was extracted and converted to a percentage correct score for analyses.

In the VSR subtest, participants were required to recreate the spatial layout of an array of everyday items. Ten different items were presented in a box on the left of the screen. On the right of the screen was an unfilled box, in which, using the touchscreen, participants were required to replicate the spatial layout of items shown on the left. The total distance of error (mm) between actual and correct positions for all items was extracted for analyses and subtracted from the POM and COM measures to control for individual differences in spatial reconstruction.

In the POM test, participants were required to remember the locations of 10 identical everyday items that were presented onscreen for 20 seconds. During test, using the touchscreen, participants were required to recreate the spatial arrangement of items by placing them in their earlier held locations. The total distance of error (mm) between the location of objects in the reconstructed array and the nearest correct location (i.e. 'best-fit' error, mm) was extracted. For analyses, these values were reversed as a function of the single largest error score (mm) collected from all participants (largest error - error score = reversed score) so that larger values reflected greater performance (accuracy).

In the OLB test, participants were required to remember the locations of 10 different everyday items that were presented onscreen for 20 seconds. During test, using the touchscreen, participants were required to place items in their earlier held locations. All locations where an item was presented were identified via a black circle. The percentage of items placed in the incorrect locations was extracted and converted to a percentage correct score for analyses.

In the COM test, participants were required to remember the locations of 10 different everyday items that were presented onscreen for 20 seconds. During test, using the touchscreen, participants were

required to place items in their earlier held locations. The mean distance of error (mm) between the correct locations of items and the actual locations of items (in the reconstructed array during test) was extracted for analyses.

Visual Imagery Task. In the visual imagery task (Hanley et al. 1991), participants' ability to internally generate visual imagery was probed. Participants were presented three questions on a touchscreen computer, each comprising 16-20 trials. The three questions were: (i) Which is the larger of these two objects? (ii) Which of these two animals has a long/short tail? (iii) Typically which is the larger of these two animals? In each trial the participant was presented with two possible responses on the touch screen, one correct and one incorrect (e.g. question i: "chair or house"; question ii: "rabbit or lion", question iii: "mouse or horse"). Participants responded via selecting the correct response on the touchscreen. The total number of correct responses (over the three questions, 52 trials in total) was extracted for analyses.

Northumberland Gallery Task. The Northumberland Gallery Task (NGT) examined participants egocentric and allocentric visual-spatial memory (Nilsson et al. 2013). Participants were first trained using a 3D cardboard model until they were familiar with the environment before performing the computerised NGT task. Participants were presented a circular virtual environment onscreen - their vantage point within the environment was from a raised viewing platform above the walls of the circular environment. On the inner (stone texture) walls of the environment were seven 'paintings' of different animals which acted as environmental reference points. Trials were broken down into learning and test phases. In the learning phase, a tall green cylinder was presented at a pre-determined location on the (wooden texture) floor. The screen then went blank and the participant was provided with instructions onscreen of the type of test phase they would face. There were three possible test phases: (i) where the vantage point (on the raised platform) within the environment was manipulated – allocentric visual-spatial memory, (ii) where the vantage point within the environment remained the same, but the walls of the environment had rotated – egocentric visual-spatial memory, and (iii) where no manipulations occurred – control. In each test type, participants were presented two small dots on

the floor of the environment (one white, one orange) and were required to respond (by pressing corresponding keyboard keys) with the correct location of the earlier presented green cylinder. The mean percentage of correct trials for the allocentric (NGTa) and egocentric (NGTe) visual-spatial memory measures were extracted for analyses. All participants performed at, or near, ceiling in the control condition.

Mental Rotation Test. In the mental rotation task (MRT) (Vandenberg & Kuse, 1978), participants were presented with two shapes comprising numerous cubes on a touchscreen computer. Participants were required to determine whether the two shapes were identical, but rotated versions of one another or different shapes by providing a “same/different” response on the touchscreen. The total number of correct responses was extracted for analyses.

Measures of Non-episodic Cognition

Visual Patterns Test. In the computerised visual patterns test (VPT) (Della Sala, Gray, Baddeley, Allamano, & Wilson, 1999) participants were presented a part-filled grid on a touchscreen computer. Following a 3 second presentation, participants were presented the same grid, now unfilled. Using the touchscreen, participants were required to replicate the earlier presented part-filled grid by touching the previously filled squares. As the VPT progressed, test demand (i.e. the complexity and size of to-be-retained patterns) increased. The maximum number of filled squares in a presented pattern was extracted as span for analyses.

Newcastle Spatial Working Memory Test. In the computerised Newcastle Spatial Working Memory (NSWM) Test (Pariante et al. 2012) participants were presented an array of ‘bins’ (coloured shapes), under which a set number of tokens were hidden. Participants were required to search the different bins (via mouse clicks) for hidden tokens. The participant was required to search bins until all tokens were found. As the task progressed, the number of bins in an array, and the number of to-be-found tokens increased, thus increasing task demand. Two measures were extracted for analyses:

between errors (revisiting bins which have already been found to contain a token in a previous search sequence) and within errors (revisiting empty bins within the same search sequence).

CANTAB Spatial span. In the computerised CANTAB Spatial span test (Cambridge-Cognition, 2006); participants were presented an array of unfilled boxes on a touch-screen computer. In each trial, a number of boxes would be filled in a sequential order. Following completion of the sequence, the participant was required to repeat the sequence by pressing the correct boxes on the touchscreen. As the task progressed, the number of filled boxes in a sequence increased until the participant was unable to recall the correct sequence of boxes. The sequence containing the maximum number of boxes that a participant was able to correctly recall was extracted as span for analyses.

Digit span test. Participants performed both a forward and reverse verbal digit span test (Spreen and Strauss 1998). Participants were verbally presented a sequence of digits by the experimenter at a pace of one per second, after which they were required to verbally recall to the experimenter. In the forwards digit span test, participants were required to recall digits in the same order as presentation. In the reverse digit span test, participants were required to recall digits in the reverse order. As both tests progressed, cognitive demand, i.e. the number of to-be-retained digits in a sequence, increased. The longest sequence of digits correctly recalled was extracted from the forward and reverse tests as span for analyses.

Verbal fluency test. In the verbal fluency test (Spreen and Strauss 1998), participants performed three trials. In each trial, participants were presented one letter from the English alphabet (F, A, or S). Following presentation of a letter (e.g. F), participants were required to verbally respond with as many words as possible beginning with the corresponding letter over a 60-second period. Any repetitions, plurals of already stated words, or names of people or places were not counted. The total number of valid words stated during the three (F, A, and S) trials was recorded for analyses.

Statistical Analyses

The alpha level was set to .05 for all analyses. Univariate ANOVAs were used to examine the effects of our experimental manipulation (intentionality of encoding) on memory for target (*WWW* task) and contextual (UCQs, WintR recall and WintR recognition tests) information. Pearson correlation coefficients were calculated to examine the relationships between performances in the different measures of target and contextual memory. Correlation coefficients were also transformed via Fisher *r*-to-*z* transformation to enable their comparison between groups. In order to examine how memory for target and contextual information related to common factors of episodic and/or non-episodic cognition, principal component analyses (PCA) with oblique Promax rotations were performed to reduce the data from many episodic and non-episodic measures to a smaller number of variables, which is the recommended method when correlations are likely (Abdi 2003; Brown 2009; Costello and Osborne 2005). The relationships between the generated PCA factors and memory for target and contextual information were examined by conducting Univariate ANCOVAs in which the *WWW* task, UCQs, WintR recall and WintR recognition measures were independently used as the dependent variable; group was used as a fixed factor, and the four episodic-like PCA factors were used as covariates. Models included interactions between group and each episodic-like PCA factor. A model-simplification approach (Crawley 2014) was adopted where the most non-significant interaction was removed. If the model did not produce any significant findings, the main effect associated with the removed interaction was also removed from the model. This process continued in a stepwise manner until significant findings were observed or all main effects and interactions were removed from the model.

Acknowledgements

Thanks go to all participants who gave their time to take part in our research. The authors declare no conflict of interest. We also thank two anonymous reviewers for their helpful comments that enabled us to improve our manuscript. P.G. received Research Capability Funding from the Northumberland, Tyne and Wear NHS Foundation Trust.

References

- Abdi H. 2003. Factor Rotations in Factor Analyses. *Encycl Soc Sci Res* 1–8.
- Addis DR, Pan L, Vu M-A, Laiser N, Schacter DL. 2009. Constructive episodic simulation of the future and the past: distinct subsystems of a core brain network mediate imagining and remembering. *Neuropsychologia* **47**: 2222–38.
- Babb SJ, Crystal JD. 2005. Discrimination of what, when, and where: Implications for episodic-like memory in rats. *Learn Motiv* **36**: 177–189.
- Baddeley A. 2014. Working Memory. **255**: 556–559.
- Berntsen D, Staugaard S, Sørensen L. 2013. Why am I remembering this now? Predicting the occurrence of involuntary (spontaneous) episodic memories. *J Exp Psychol Gen* **142**: 426–44.
- Brown JD. 2009. Choosing the Right Type of Rotation in PCA and EFA. *Shiken JALT Test Eval SIG Newsl* **13**: 20–25.
- Burgess N, Maguire EA, O’Keefe J. 2002. The human hippocampus and spatial and episodic memory. *Neuron* **35**: 625–41.
- Cheke LG, Clayton NS. 2013. Do different tests of episodic memory produce consistent results in human adults? *Learn Mem* **20**: 491–8.
- Cheke LG, Clayton NS. 2015. The six blind men and the elephant: Are episodic memory tasks tests of different things or different tests of the same thing? *J Exp Child Psychol* **137**: 164–171.
- Clayton NS, Dickinson A. 1998. Episodic-like memory during cache recovery by scrub jays. *Lett to Nat* **395**: 4–6.
- Costello AB, Osborne JW. 2005. Best Practices in Exploratory Factor Analysis: Four Recommendations for Getting the Most From Your Analysis. *Pract Assessment, Res Eval* **10**: 1–9.
- Craig M, Dewar M, Harris M A., Della Sala S, Wolbers T. 2016. Wakeful rest promotes the integration of spatial memories into accurate cognitive maps. *Hippocampus* **26**: 185–193.
- Craik FIM, Tulving E. 1975. Depth of processing and the retention of words in episodic memory. *J Exp Psychol Gen* **104**: 268–294.
- Crawley MJ. 2014. *Statistics: An Introduction Using R*. 2nd Editio. Wiley-Blackwell.
- de Borst AW, Sack AT, Jansma BM, Esposito F, de Martino F, Valente G, Roebroeck A, di Salle F, Goebel R, Formisano E. 2012. Integration of “what” and “where” in frontal cortex during visual imagery of scenes. *Neuroimage* **60**: 47–58.
- Della Sala S, Gray C, Baddeley A, Allamano N, Wilson L. 1999. Pattern span: a tool for unwelding visuo-spatial memory. *Neuropsychologia* **37**: 1189–1199.
- Easton A, Webster LAD, Eacott MJ. 2012. The episodic nature of episodic-like memories. *Learn Mem* **19**: 146–50.
- Eichenbaum H. 2004. Hippocampus: Cognitive processes and neural representations that underlie declarative memory. *Neuron* **44**: 109–120.
- Gardiner JM, Gregg VH, Karayianni I. 2006. Recognition memory and awareness: occurrence of perceptual effects in remembering or in knowing depends on conscious resources at encoding, but not at retrieval. *Mem Cognit* **34**: 227–39.
- Gavett BE, Horwitz JE. 2012. Immediate list recall as a measure of short-term episodic memory: Insights from the serial position effect and item response theory. *Arch Clin Neuropsychol* **27**:

125–135.

- Geffen G, Moar KJ, O'hanlon A. P, Clark CR, Geffen LB. 1990. Performance measures of 16– to 86-year-old males and females on the auditory verbal learning test. *Clin Neuropsychol* **4**: 45–63.
- Grady CL, McIntosh AR, Rajah MN, Craik FI. 1998. Neural correlates of the episodic encoding of pictures and words. *Proc Natl Acad Sci U S A* **95**: 2703–2708.
- Hanley JR. 1997. Does articulatory suppression remove the irrelevant speech effect? *Memory* **5**: 423–31.
- Hanley JR, Young AW, Pearson NA. 1991. Impairment of the visuo-spatial sketch pad. *Q J Exp Psychol Sect A* **43**: 101–125.
- Hassabis D, Kumaran D, Vann SD, Maguire EA. 2007. Patients with hippocampal amnesia cannot imagine new experiences. *Proc Natl Acad Sci U S A* **104**: 1726–31.
- Holland SM, Smulders T V. 2011. Do humans use episodic memory to solve a What-Where-When memory task? *Anim Cogn* **14**: 95–102.
- Inostroza M, Binder S, Born J. 2013. Sleep-dependency of episodic-like memory consolidation in rats. *Behav Brain Res* **237**: 15–22.
- Kessels RP, Postma A, de Haan EH. 1999. Object Relocation: a program for setting up, running, and analyzing experiments on memory for object locations. *Behav Res Methods Instrum Comput* **31**: 423–8.
- Mazurek A, Bhoopathy RM, Read JCA, Gallagher P, Smulders T V. 2015. Effects of age on a real-world What-Where-When memory task. *Front Aging Neurosci* **7**: 1–17.
- Meulnbroek O, Petersson KM, Voermans N, Weber B, Fernández G. 2004. Age differences in neural correlates of route encoding and route recognition. *Neuroimage* **22**: 1503–1514.
- Neill WT, Beck JL, Bottalico KS, Molloy RD. 1990. Effects of intentional versus incidental learning on explicit and implicit tests of memory. *J Exp Psychol Learn Mem Cogn* **16**: 457–463.
- Nilsson J, Ferrier IN, Coventry K, Bester A, Finkelmeyer A. 2013. Negative BOLD response in the hippocampus during short-term spatial memory retrieval. *J Cogn Neurosci* **25**: 1358–71.
- Pariante CM, Alhaj HA, Arulnathan VE, Gallagher P, Hanson A, Massey E, McAllister-Williams RH. 2012. Central glucocorticoid receptor-mediated effects of the antidepressant, citalopram, in humans: A study using EEG and cognitive testing. *Psychoneuroendocrinology* **37**: 618–628.
- Pause BM, Zlomuzica A, Kinugawa K, Mariani J, Pietrowsky R, Dere E. 2013. Perspectives on episodic-like and episodic memory. *Front Behav Neurosci* **7**: 33.
- Pengas G, Patterson K, Arnold RJ, Bird CM, Burgess N, Nestor PJ. 2010. Lost and Found : Bespoke Memory Testing for Alzheimers Disease and Semantic Dementia. **21**: 1347–1365.
- Perner J, Kloos D, Rohwer M. 2010. Retro- and prospection for mental time travel: Emergence of episodic remembering and mental rotation in 5- to 8-year old children. *Conscious Cogn* **19**: 802–815.
- Plancher G, Gyselinck V, Nicolas S, Piolino P. 2010. Age effect on components of episodic memory and feature binding: A virtual reality study. *Neuropsychology* **24**: 379–90.
- Plancher G, Nicolas S, Piolino P. 2008. Virtual reality as a tool for assessing episodic memory. *Proc 2008 ACM Symp Virtual Real Softw Technol - VRST '08* 179.
- Plancher G, Tirard A, Gyselinck V, Nicolas S, Piolino P. 2012. Using virtual reality to characterize episodic memory profiles in amnesic mild cognitive impairment and Alzheimer's disease: influence of active and passive encoding. *Neuropsychologia* **50**: 592–602.
- Rice HJ, Rubin DC. 2011. Remembering from any angle: The flexibility of visual perspective during

- retrieval. *Conscious Cogn* **20**: 568–577.
- Schacter DL, Addis DR, Buckner RL. 2007. Remembering the past to imagine the future: the prospective brain. *Nat Rev Neurosci* **8**: 657–61.
- Schacter DL, Addis DR, Hassabis D, Martin VC, Spreng RN, Szpunar KK. 2012. The future of memory: remembering, imagining, and the brain. *Neuron* **76**: 677–94.
- Spreen O, Strauss E. 1998. *Compendium of Neuropsychological Tests, Administration, Norms and Commentary*. Oxford University Press., Oxford.
- Szpunar KK, Watson JM, McDermott KB. 2007. Neural substrates of envisioning the future. *Proc Natl Acad Sci U S A* **104**: 642–647.
- Tolman EC. 1948. Cognitive maps in rats and men. *Psychol Rev* **55**: 189–208.
- Tulving E. 1985. Elements of Episodic Memory. In *OUP Oxford*.
- Tulving E. 1972. Episodic and semantic memory. In *Organisation of memory* (eds. E. Tulving and W. Donaldson), pp. 381–403, Academic Press, New York.
- Vandenberg SG, Kuse AIR. 1978. Mental rotations, a group test of three-dimensional spatial visualization. *Percept Mot Skills* **47**: 599–604.
- Weisberg SM, Schinazi VR, Newcombe NS, Shipley TF, Epstein RA. 2014. Variations in cognitive maps: understanding individual differences in navigation. *J Exp Psychol Learn Mem Cogn* **40**: 669–82.
- Wolbers T, Hegarty M. 2010. What determines our navigational abilities? *Trends Cogn Sci* **14**: 138–46.
- Zentall TR, Singer RA, Stagner JP. 2008. Episodic-like memory: pigeons can report location pecked when unexpectedly asked. *Behav Processes* **79**: 93–8.
- Zinkivskay A, Nazir F, Smulders T V. 2009. What-Where-When memory in magpies (*Pica pica*). *Anim Cogn* **12**: 119–125.